

VT AJ Bell Balanced Q4 2020 Report

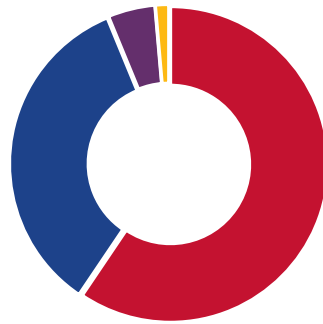
Commentary

When the first successful trials of the Pfizer-BioNTech COVID-19 vaccine were announced in early November 2020, share prices worldwide reacted positively. Global markets have been sensitive to developments around the pandemic, and this trend continued as more successful vaccine trials were announced from Moderna and Oxford-AstraZeneca. UK markets did particularly well here, seeing one of their largest single-day gains and rising over 10% across the quarter. This prompted speculation around a shift in sentiment from technology and 'growth' stocks – which have been in vogue during 2020 – to more traditional industries and so-called 'value' stocks, which should see a recovery in earnings once lockdown restrictions are lifted. The trade deal reached between the UK and EU on Christmas Eve also gave investors some clarity on the future relationship between the two trading partners, providing another boost for domestic shares.

Further afield, discord surrounding the results of the US presidential election contributed to underperformance this quarter in American stocks and bonds. The pound sterling has performed well against the US dollar, which had a negative effect for UK-based investors.

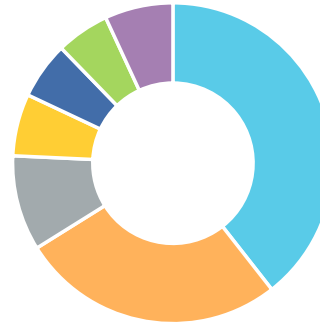
In the Balanced fund, we are well exposed to both domestic and international holdings. This has led to a total return of 6.0% over the quarter and a 12-month return of 5.7%.

Asset Breakdown



Shares	59.4%
Bonds	34.3%
Cash	4.8%
Other	1.4%

Shares Regional Breakdown



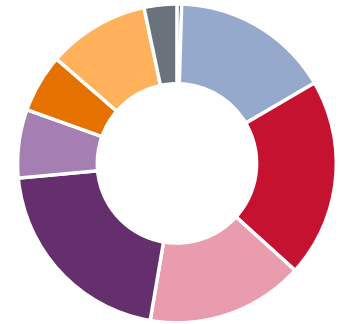
North America	39.4%
United Kingdom	26.7%
Asia Developed	9.6%
Europe Developed	6.3%
Asia Emerging	5.7%
Japan	5.4%
Other	6.9%

Shares Sector Breakdown



Healthcare	18.3%
Consumer Defensive	16.3%
Technology	15.1%
Financial Services	13.0%
Consumer Cyclical	7.7%
Industrials	7.2%
Basic Materials	6.1%
Other	16.2%

Bond Maturity Breakdown

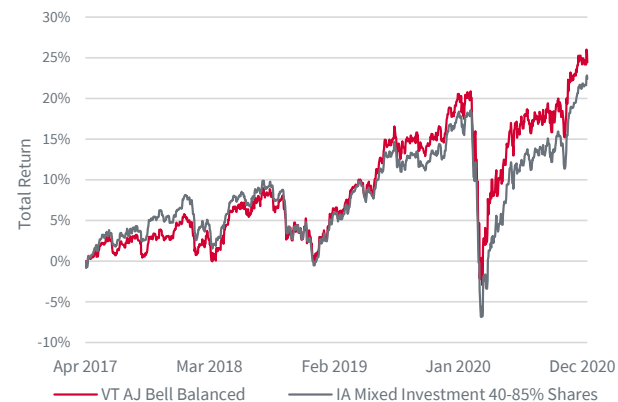


Less than 1 Year	0.5%
1-3 Years	16.1%
3-5 Years	20.1%
5-7 Years	16.0%
7-10 Years	20.8%
10-15 Years	6.9%
15-20 Years	5.9%
20-30 Years	10.3%
30+ Years	3.3%

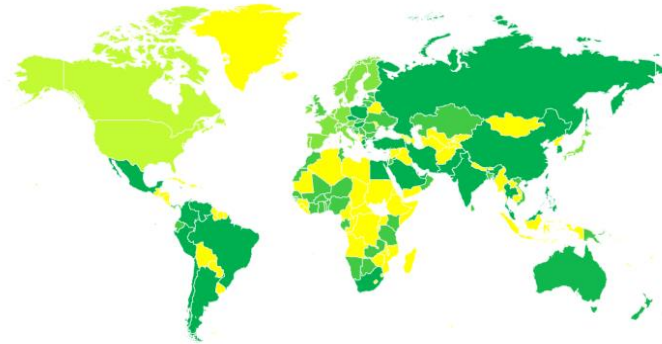
Trailing Returns (%)

Last quarter	6.0
Year to Date	5.7
1 Year	5.7

Historic Performance



Q4 2020 Stock Market Performance (in GBP)



Powered by Bing
© GeoNames, Microsoft, Navinfo, TomTom, Wikipedia

0.0%

13.2%

Top 10 Holdings

	Weight (%)
iShares Core FTSE 100 ETF	14.9
Invesco GBP Corporate Bond ETF	10.9
JPMorgan Global High Yield Corporate Bond Multi-Factor ETF	8.0
Vanguard FTSE Asia Pacific ex-Japan ETF	7.1
Xtrackers MSCI US Health Care ETF	6.8
HSBC MSCI Emerging Markets ETF	6.0
iShares S&P 500 Information Technology Sector ETF	5.0
Vanguard USD Emerging Markets Government Bond ETF	4.9
Xtrackers MSCI US Consumer Staples ETF	4.9
Vanguard S&P 500 ETF	4.8

Fund Snapshot

ISIN	GB00BYW8RX12
IA Sector	Mixed Investment 40-85% Shares
Inception Date	18/04/2017
Ongoing Charge	0.34%
Fund Size (£m)	200.43
12 Month Yield (Reinvested)	1.73%

The value of investments can go down as well as up and you may get back less than you originally invested. We don't offer advice, so it's important that you understand the risks, if you're unsure please consult a suitably qualified financial adviser. Past performance is not a guide to future performance and some investments need to be held for the long term.